



MOVING YOU **FURTHER**

# HX60S



\* The sample may contain an optional configuration or painting style and design changes

## ▲ HYUNDAI CONSTRUCTION EQUIPMENT

### Head Office(Sales Office)

3F, Bundang First Tower, 55 Bundang-ro, Bundang-gu, Seongnam-si, Gyeonggi-do, 13591, Korea

PLEASE CONTACT

2020. MAR.

Rated Power  
36.2kw / 2,200rpm

Operating Weight  
5,720kg

Bucket Capacity  
0.21m<sup>3</sup>



## New HX Series Excavators are Launched

### LATEST ENGINE TECHNOLOGY

- High performance, low fuel consumption yanmar engine
- Faster speed, More powerful performance

### SPACIOUS AND COMFORTABLE

- Good visibility, spacious cab
- Integrated Intelligent LCD cluster

### DURABLE AND RELIABLE

- High strength structural member, durable and reliable attachment
- High-quality hose

### SIMPLE AND CONVENIENT

- Convenient operation
- Centralized filter maintenance point



# ENHANCE CUSTOMER VALUE !

The HX series exceeds customer's expectation.



## ENVIRONMENTAL FRIENDLY, POWERFUL, FAST MACHINE WITH LOW FUEL CONSUMPTION

- Multiple engine fuel filtration system ensures engine and machine durability and performance.
- The optimized MCV design improves operating speed and productivity.
- The engine auto idle function reduces fuel cost.



## ADVANCED HYDRAULIC SYSTEM

- Load sensing system makes the machine smoother and faster.
- Parking brakes ensure more smoother rotation and easy control.



## DURABLE STRUCTURAL MEMBER

- Reinforced attachment
- Even in bad working conditions, the rack can withstand severe impact and pressure during the operation.
- X-type center and steel frame are optimized for better strength, excavators longer life.



## DURABLE BUSHING AND SHIM

- Key sets of parts used increases lubrication cycle VHD pin connector portion.



## REDUCED ENGINE VIBRATION OPTIMIZED COOLING MODULE

- Improved engine mounting reduces cabin vibration
- Shock absorber durability increased
- Cooling module layout is greatly improved
- Convenient cooling module maintenance.



High-Performance Yanmar Engine



Grading Efficiency Improved



Reliable Bucket Pin Type



Reduced Noise, Improved Heat Dissipation



New Cluster





### Air suspension seat, comfortable and safe operating space

In order to reduce the fatigue of the driver's performance, HX60 provides a comfortable operating environment for the pilot to create a comfortable operating environment.



Well arranged buttons



Cup Holder



Ergonomic RCV

## BETTER PERFORMANCE, LESS COST



### Yanmar Engine 4TNV94L-ZXSHYBC (XSNSRE)

Yanmar Engine , Output is 48.5HP/ 2,200 rpm , the maximum torque of 201.1N.m/ 1,400 rpm.

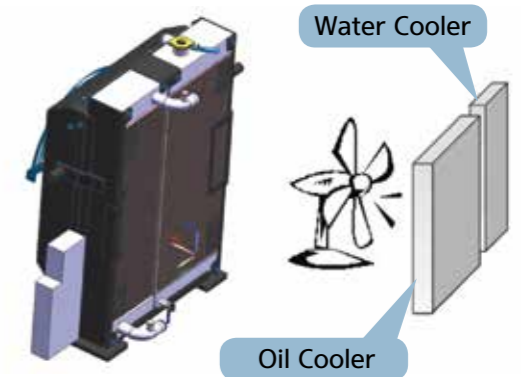
\* For best performance, engine should be operated at altitudes less than 1,200 m

### Improved cooling Fan Modules

New engine cooling fan is quieter, better cooling performance. Parallel cooling module layout increases cooling efficiency.



7-Leaf Fan



Water Cooler

Oil Cooler



Standard LED Lamp



Standard breaker piping



Safer Cabin

## FASTER AND MORE CONVENIENT MAINTENANCE




Main control valve on the right side of the cab for noise reduction and heat dissipation.



Centralized grease system



Air filter is located underneath the seat position for easy maintenance.



Emergency switch

## DURABILITY



Horizontal type bucket pin



Constant torque clamps



**Completely open engine hood**

With completely open hood, maintenance is more convenient.

# SPECIFICATIONS



## ENGINE

MODEL	4TNV94L-ZXSHYBC	
Type	Water cooled, 4 cycle diesel 4cylinders in line, direct injection, low emission	
Rated Flywheel Horsepower	Gross	48.5HP (36.2kW) at 2,200 rpm
	Net	45.9HP (34.2kW) at 2,200 rpm
Max. torque	20.5 kgf.m (148.3 lbf.ft) at 1,400 rpm	
Bore X Stroke	94mm (3.7") x 110mm (4.33")	
Piston Displacement	3,054 cc (186 cu in)	
Batteries	1 x 12V x 100AH	
Starting Motor	12V-3.0kW	
Alternator	12V-80Amp	



## HYDRAULIC SYSTEM

<b>MAIN PUMP</b>	
Types of	Variable displacement piston pumps
Max. flow	138L/min (36.5 US gpm / 30.4 UK gpm)
System	Load sensing system
<b>HYDRAULIC MOTORS</b>	
Travel	Two speed axial piston motor with counter balance valve and parking brake
Swing	Axial piston motor with automatic brake
<b>RELIEF VALVE SETTING</b>	
Implement circuits	240 kgf/cm <sup>2</sup> (3,414 psi)
Travel circuit	240 kgf/cm <sup>2</sup> (3,414 psi)
Swing circuit	230 kgf/cm <sup>2</sup> (3,271 psi)
Pilot circuit	35 kgf/cm <sup>2</sup> (500 psi)
Service valve	Installed
<b>HYDRAULIC CYLINDERS</b>	
No. of cylinder bore X stroke	mm
Boom	1-ø 105 x ø 60 x 715
Forearm	1-ø 85 x ø 55 x 850
Buckets	1-ø 80 x ø 50 x 660
Dozer	1-ø 105 x ø 55 x 214



## TRAVEL SYSTEM

Drive method	Full hydrostatic type
Drive motor	Axial piston motors
Reduction system	Planetary reduction gear
Max. travel speed	4.6 km/hr (2.9 mph) / 2.4 km/hr (1.5 mph)
Gradeability	35° (70%)
Parking brake	Multi-wet disc



## CONTROLS

Pilot pressure operated joysticks and pedals with detachable lever provide almost effortless and fatigueless operation.

Pilot control	Two joysticks with one safety lever (LH): Arm swing, Boom swing (RH): Boom and bucket (ISO)
Traveling and steering	Two levers with pedals
Engine throttle	Electric, Dial type



## SWING SYSTEM

Swing motor	Axial piston motor
Swing reduction	Planetary gear reduction
Swing bearing lubrication	Grease-bathed
Swing brake	Multi wet disc
Swing speed	10.9 rpm



## COOLANT AND OIL CAPACITY

(Refilling)	LITER	US gal	UK gal
Fuel tank	118.5	31.3	26.0
Engine coolant	10.0	2.6	2.2
Engine oil	11.6	3.1	2.6
Hydraulic tank	70.0	18.5	15.4
Hydraulic system	120.0	31.7	26.4



## UNDERCARRIAGE

X-leg type center frame is intergrally welded with reinforced box-section track frames. The undercarriage includes lubricate rollers, track adjusters with shock absorbing springs and sprockets, and track chain with triple grouse shoes.

Center frame	X- leg type
Track frame	Pentagonal box type
Number of shoes	40 (each side)
Number of Carrier Rollers	1(each side)
Number of track rollers	5(each side)



## DIGGING FORCE (ISO)

Bucket digging force	4,762 kgf / 46.7kN / 10,500 lbf
Arm digging force	2,804 kgf / 27.5 kN / 6,182 lbf



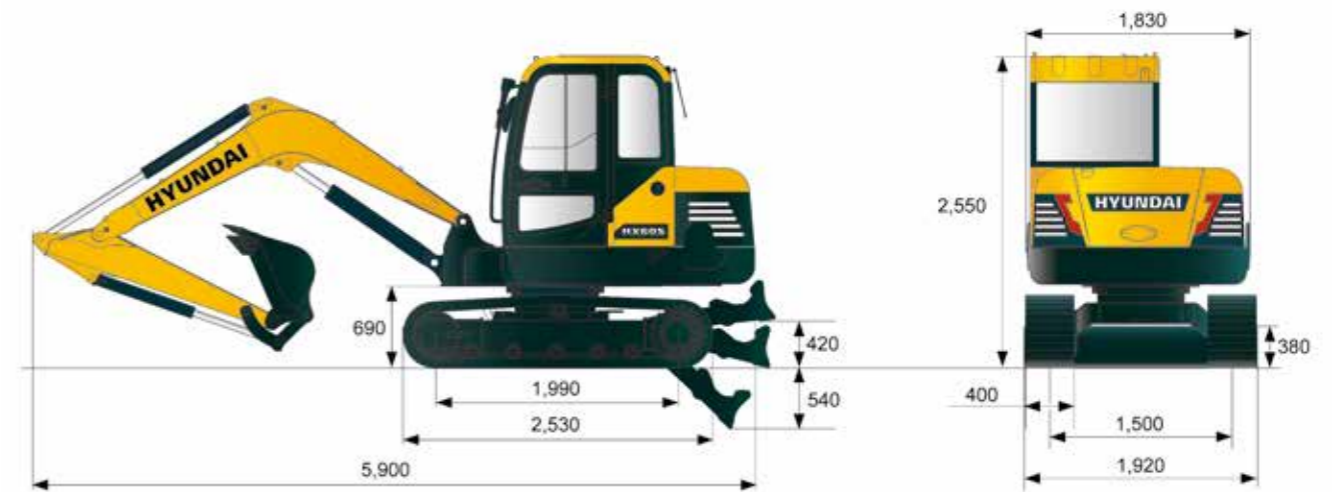
## WORKING EQUIPMENT

Standard equipment is including 3,000mm (9' 10") boom, 1,600mm (5'3") arm, SAE haped 0.21 m<sup>3</sup> (0.28 yd<sup>3</sup>) digging bucket, lubricant, coolant, full fuel tank, hydraulic tank.

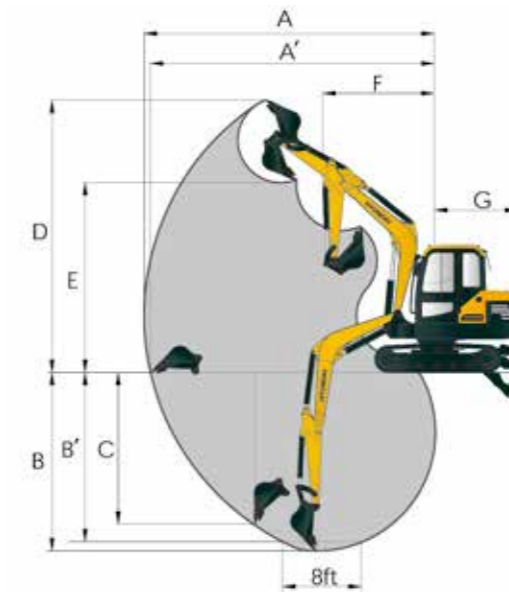
# DIMENSIONS & WORKING RANGE

## Dimensions

unit: mm



## Working range



unit: mm

Boom length	3,000
Arm length	1,600
A Max. digging reach	6,127
A' Max. digging reach on ground	5,990
B Max. digging depth	3,760
B' Max. digging depth (8ft level)	3,476
C Max. vertical wall digging depth	2,915
D Max. digging height	5,753
E Max. dumping height	4,080
F Min. swing radius	2,350
G Tail swing radius	1,650